

Unpacking the Parent View of Toddle Progressive Reporting

During Term 1, Junior Campus staff have been learning how to use **Toddle**, our new learning management system. Our focus has been on building confidence and consistency so Toddle can support **teaching, learning and communication with families** in a clear and meaningful way.

As part of this process, we use **progressive reporting** to keep you informed about your child's learning throughout the year.

What is Progressive Reporting?

Progressive reporting provides a **checkpoint or snapshot** of your child's learning at a particular moment in time. It may relate to:

- a specific task
- part of a unit of work
- or an area of a subject

It shows how your child is progressing **at that stage** of their learning.

What Progressive Reporting Is Not

Progressive reports are **not final results**. They do **not** represent an overall judgement of achievement.

Final, summative judgements are shared through **end-of-semester reports**, once your child has completed a full period of learning.

What You Will See in Toddle

From the coming week and into early Term 2, Junior Campus teachers will begin sharing **progressive reporting rubrics** with families through Toddle. These rubrics are designed to:

- show what your child is currently demonstrating
- highlight strengths
- and indicate next steps in learning

Many families will find this approach familiar, as it is similar to how learning updates were previously shared through **SEQTA**, though the layout and presentation in Toddle may look a little different.

All progressive reporting will be shared **through the Toddle app**, allowing you to view learning updates across the year in one place.

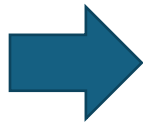
You may also continue to see learning snapshots via **SeeSaw**, which many Junior Campus teachers use to share moments of classroom learning. These provide additional insight, while Toddle is used for formal progressive reporting.

Important Notes for Junior Campus Families

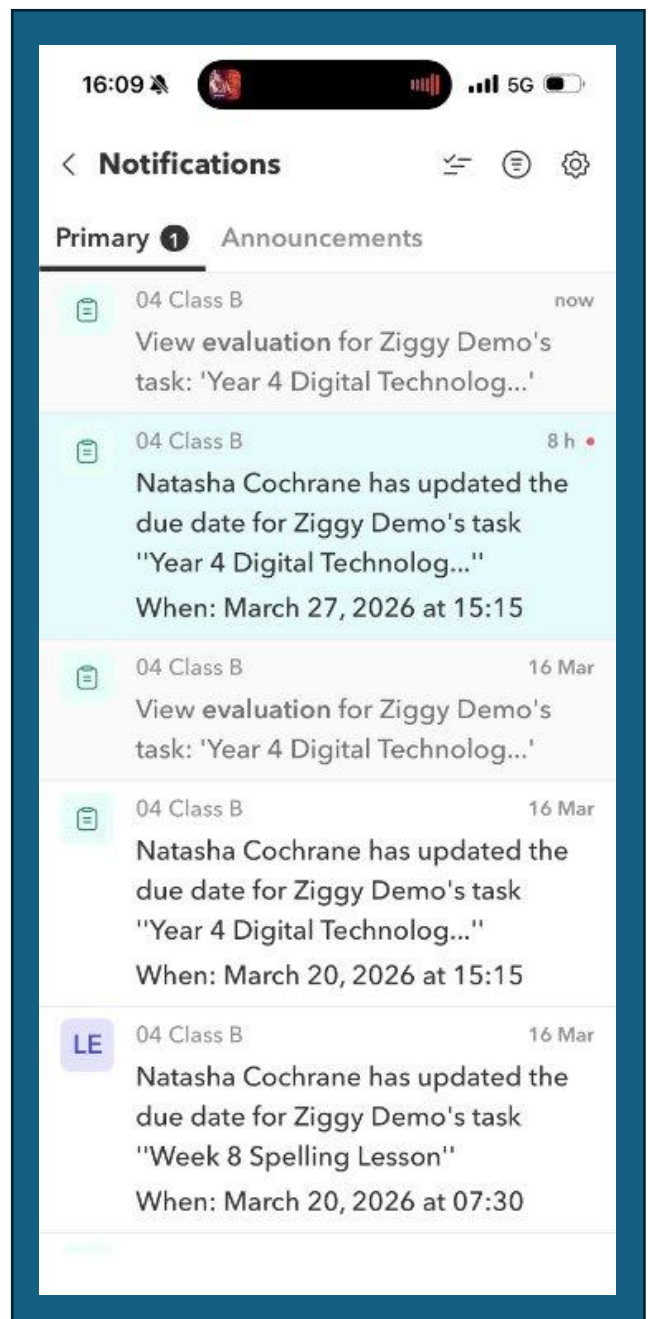
- **All assessments on the Junior Campus are completed in class.**

- At times, you may see assessments appear in Toddle as being set or assigned to students. This is part of the classroom learning cycle.
- Occasionally, due dates may pass and show as *late* or *overdue* in Toddle. Please don't be concerned — this does **not** mean work is missing. It simply reflects how tasks are scheduled within the system, and learning continues in class with teacher support.

If you have any questions about progressive reporting or how to interpret what you see in Toddle, please don't hesitate to contact your child's teacher. We're learning together and are always happy to help.



1. For this demonstration, please pretend that your child is called **Ziggy Demo**. Ziggy is in Year 4 and you have just received a notification as his parent that you can "View evaluation for Ziggy Demo's task: Year 4 Digital Technologies. "
2. Click on the notification to bring up the next screen.



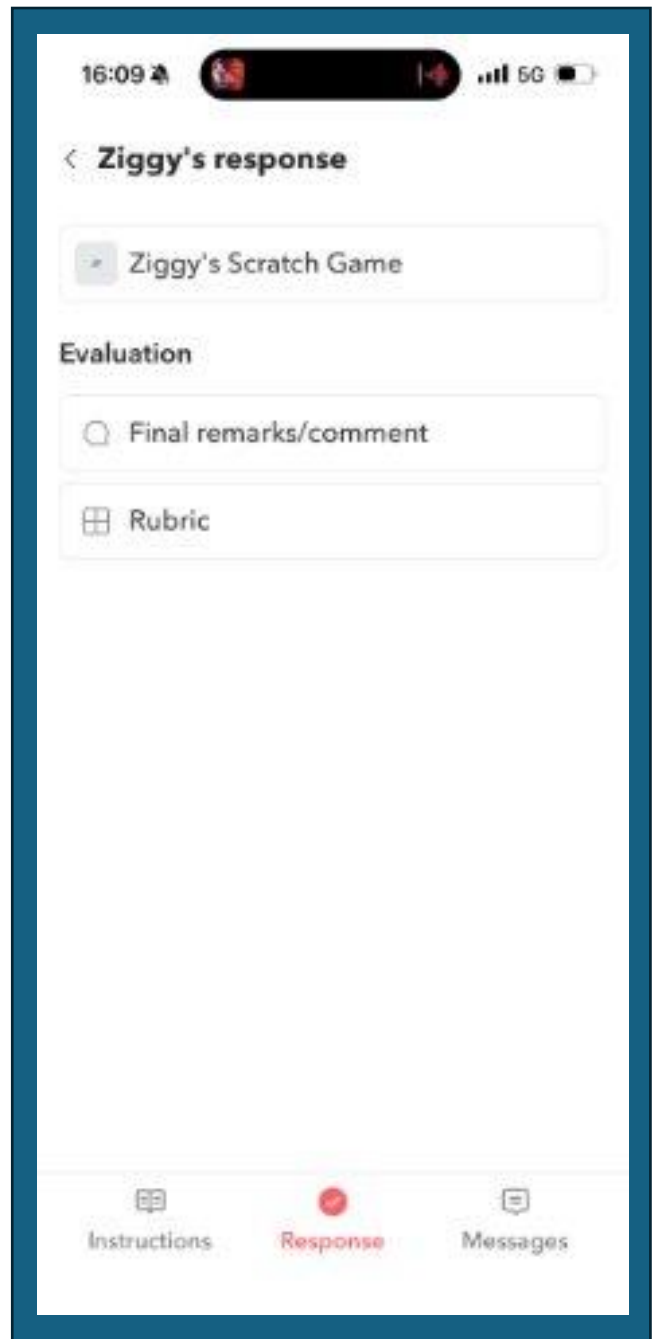



3. You will see the following information about Ziggy's tasks.
Each of the three things that you can see show a different aspect of the progressive report.

4. **Ziggy's response**

This is where the work sample can be loaded. In this case, it is linked to Ziggy's Scratch Game.

Sometimes there will be samples and other times not. In higher grades like Year 5 and Year 6 student work will be loaded for you to view.





5. Final Remarks/comments

In this section, you will see feedback from the class teacher. Junior Campus staff have used the words “Glow” to indicate strengths and well-developed aspects of the student work. The “Grow” comment indicates the next steps that are needed in the learning process.

The language of Glow and Grow will change as the students move through from lower primary to upper primary.

In Year 5 and Year 6 students will also see this feedback and the teacher will be directing their comments more to the student as the main audience.

16:09 5G

✕ Evaluation

Teacher evaluation

Final remarks/comment: Well Done Ziggy!

★ Glow: Ziggy was able to follow a simple algorithm using Scratch blocks. He used a repeat loop (forever) and movement blocks such as glide to random position, showing that he understands how to create continuous movement in his program.

👤 Grow: Next, Ziggy should work on explaining his algorithm more clearly and adding additional control blocks, such as if statements or different triggers, to show a deeper understanding of how the program works.

Rubric
YEAR 4
Rubric/Guide to Making Judgements

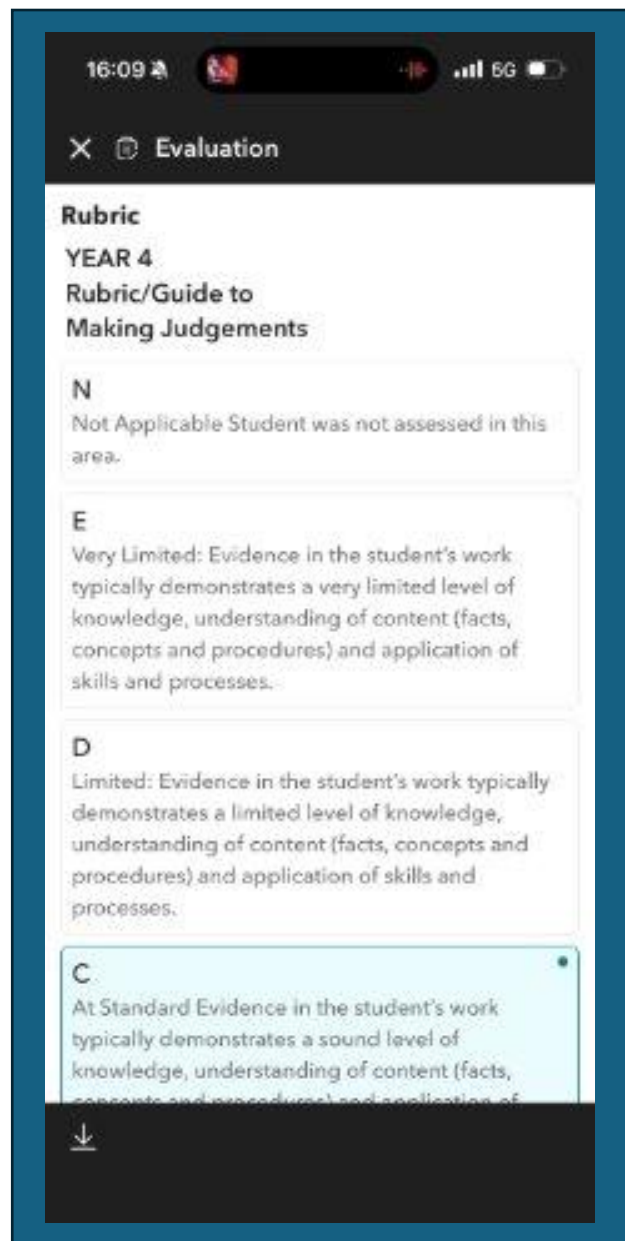

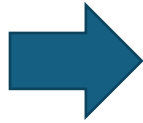
↓

6. **Rubric - on your phone.**

Clicking on the rubric words will take you to the Rubric. This is in a long skinny view on your phone that you can scroll through. Above each section is the Grade for that aspect of the task or subject.

You can see that Ziggy has a C for this section.

You can click on the download arrow, and it will download a more traditional albeit smaller view.

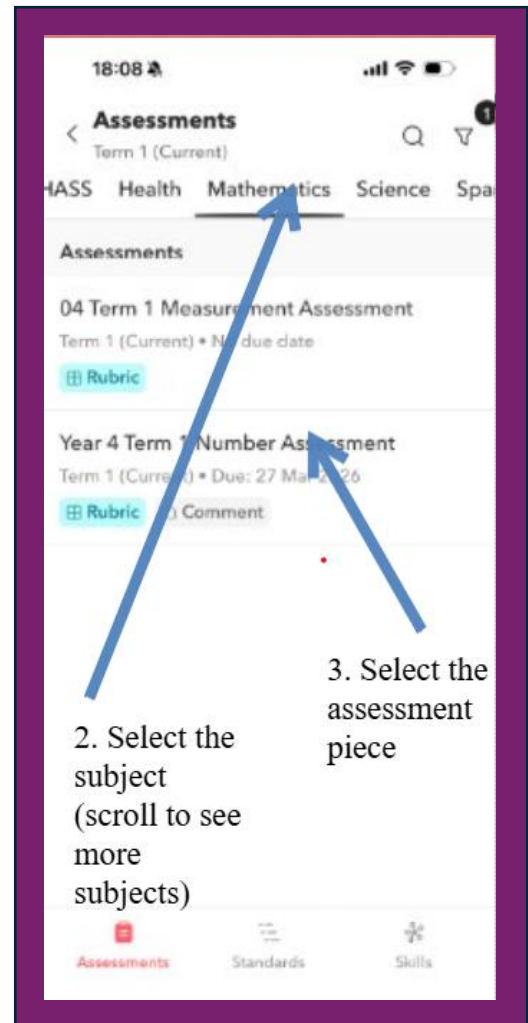


Help, I've lost where the Progressive Reporting is – where do I look?

1. Select **Grade Book** from the home screen of Toddle.



2. Select the subject in the bar across the top. In this case Mathematics.



3. Select the Assessment. We are going to look at Ziggy's Number Assessment from Term 1.

4. View the Assessment. This page shows the Description of the task along with Final remarks/comments Rubric

Reach out for Help

As we all tackle the new system, please don't hesitate to contact your child's teacher regarding their progressive reports or any learning related issues.

If you are still experiencing issues with Toddle please phone Campus Reception and leave your name and we will get back to you.

Toddle is too small on my phone. Can I use a different device?

Yes, you can access toddle on the web and view your child's work on your laptop or computer.

